


KINGS 1000 PRO

Kings Industrial SLA 3D Printers

23 Innovative Technologies, High Speed SLA 3D Printing
Efficient and Cost-Effective Prototyping
Bring Your Idea into Reality



KINGS 1000 PRO

Kings

◆ Overview

The Kings 1000 SLA 3D printer leads in precision and performance for professional 3D printing. It excels in crafting medium and large sized models, like intricate prototypes, detailed dental models, and complex engineering designs with unmatched accuracy. Integrated with advanced scanning and CAD software, it ensures precise data handling and streamlined workflows across industries like dentistry, jewelry, and engineering. Ideal for demanding projects, the The Kings 1000 SLA 3D printer set a new standard in additive manufacturing, offering exceptional quality and reliability.

◆ Advantage











• Enhanced Printing Efficiency

- Intelligent high speed scanning system, 15m/s
- Variable laser spot and variable power
- Automatic identifying upskin and downskin with differentiated parameters
- Different Parameter database with different layer thickness

• Long-term Printing Stability

- Key components from international top brands
- Full marble structure for enhanced recoating and scanning stability
- High stiffness light recoater to ensure recoating accuracy and efficiency
- Compensation algorithm for multi-head system, ensuring uniform curing in the printing range

◆ Ideal Applications

- | | | | | |
|---|---|--|---|---|
|  Shoe Mold Manufacturing |  Prototyping |  Architecture |  Sculpture |  Medical |
|  Dental |  Military |  Automotive |  Animation |  Electronics |

◆ Technical Data

Max Printing Size	1000*1000*600mm
Machine Size	160cm(W)*170cm(D)*243cm(H)
Rated Power Consumption	1.8KVA
Machine Weight	1630kg
First Tank Resin	850kg
Beam Size (diameter @1/e ²)	0.08-0.8mm(Variable Beam)
Max Scanning Speed	15.0m/s
Layer Thickness	0.05mm~0.2mm
Accuracy	±0.1(L≤100mm); ±0.1%*L(L>100mm)
Laser Type	Solid-state frequency tripled Nd: YV04
Wavelength	355nm
Power	Resin Surface Power≥300 mw
Variable Beam System	Galvo/Closed-loop
Main structure	Marble recoater frame, marble elevator holder and marble scanning system base
Coating Mode	Intelligent position vacuum recoating
Vertical Resolution Ratio	0.0005mm
Repeat Positioning Accuracy	±0.01mm
Motion Control System	Closed-loop
Machine Control Software	KINGS 3D control software
Input Data File Format	STL/SLC
Operating System	Windows 10
Network Type and Protocol	Ethernet, TCP/IP
Electrical Requirement	200-240VAC 50/60Hz, single-phase, 10A
Ambient Temperature	20-26°C(72-79F)
Relative Humidity	<40%, non-condensing
Machine Warranty	2 years (including laser)

